


# P17G SEPARATOR SUPPLIED FROM A CURRENT LOOP

**FEATURES:**



- For the separation of measuring signals (eg in PLC).
- Thin casing - 6.2 mm.
- Standard d.c. current output signal 0/4 - 20 mA.
- Does not require an auxiliary supply voltage.

**INPUT:**

0/4..20 mA

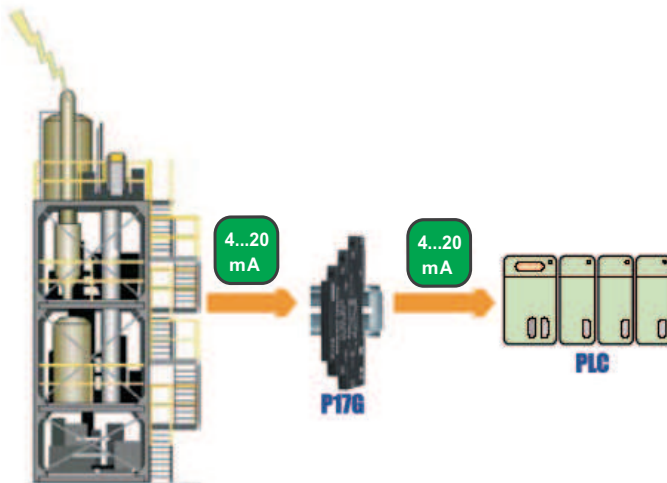
**OUTPUTS:**

0/4..20 mA

**GALVANIC ISOLATION:**



**EXAMPLE OF APPLICATION**



Galvanic separation (protection of PLC controller inputs).

**INPUTS**

Input type	Range	Overload	Error
Current 0..20 mA	0 .. 20 mA	Maximal input current 40 mA	<b>Conversion error:</b> +/- 0.2 %  <b>Additional errors:</b> - from load resistance changes ≤ 0.15 %/ 100 Ω - from ambient temperature changes: ≤ 0.05 %/ 10°C
	4 .. 20 mV		

**OUTPUTS**

Output type	Admissible load resistance	Pulsations
Current 0 .. 20 mA, (4..20 mA)	$R_{load} < 500 \Omega$	≤ 10 mV

**EXTERNAL FEATURES**

Overall dimensions	6.2 x 77.5 x 100 mm	
Weight	80 g	
Protection grade	ensured by the casing: IP50	from terminal side: IP20
Fixing	on a 35 mm DIN rail	acc. to EN 60715

**RATED OPERATING CONDITIONS**

Temperature	ambient: -20...23...65°C	storage: -40...85°C
Humidity	< 95%	inadmissible condensation
Operating position	any	

Export department:  
 +48 68 45 75 139/ 305/  
 321/ 368  
 Fax: +48 68 32 54 091  
 e-mail: export@lumel.com.pl

„LUMEL” S.A.  
 ul. Słubicka 1  
 65-127 Zielona Góra  
 POLAND  
 WWW.LUMEL.COM.PL

### SAFETY AND COMPATIBILITY REQUIREMENTS

Electromagnetic compatibility	noise immunity	acc. to EN 61000-6-2
	noise emissions	acc. to EN 61000-6-4
Isolation between circuits	basic	acc. to EN 61010-1
Pollution level	2	
Installation category	III	
Maximal phase-to-earth operating voltage	50 V	

### INSTALLATION

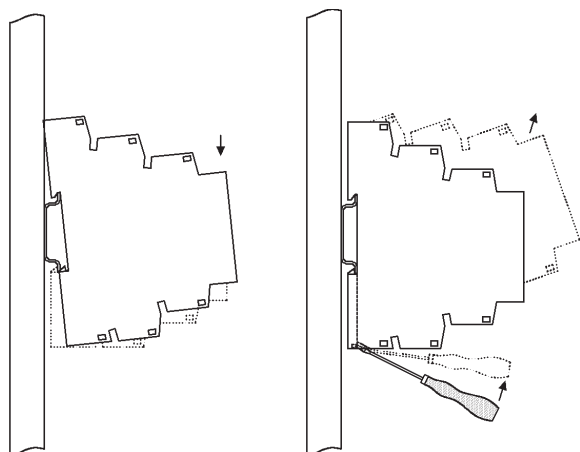


Fig.1. Way of assembling/disassembling on the rail.

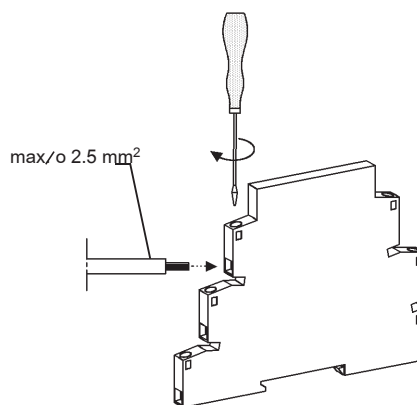
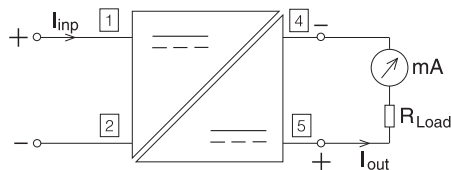


Fig.2. Way of wire fixing.

### CONNECTION DIAGRAM



### ORDERING

	P17G	XX	X
<b>Version:</b>			
standard		00	
as per order*		XX	
<b>Acceptance tests:</b>			
without extra quality requirements			8
with an extra quality inspection certificate			7
acc. to customer's request*			X

\* - after agreeing with the manufacturer

#### ORDER EXAMPLE

The code: **P17G-00-8** means:  
**P17G** - passive separator of P17G type,  
**00** - standard version,  
**8** - without extra quality requirements.

#### SEE ALSO:



Programmable separator P20G.



Programmable temperature, resistance, voltage from shunt and standard signals-P20.



Transducer of temperature and standard signals - P30U.

#### OUR OFFER



[www.lumel.com.pl](http://www.lumel.com.pl)

For more information about LUMEL's products please visit our website:  
[www.lumel.com.pl](http://www.lumel.com.pl)

**Export department:**  
 +48 68 45 75 139/ 305/ 321/ 368  
 Fax: +48 68 32 54 091  
 e-mail: [export@lumel.com.pl](mailto:export@lumel.com.pl)

„LUMEL” S.A.  
 ul. Słubicka 1  
 65-127 Zielona Góra  
 POLAND  
**WWW.LUMEL.COM.PL**